

BEF-Videon

Behavioral Executive Function Videon

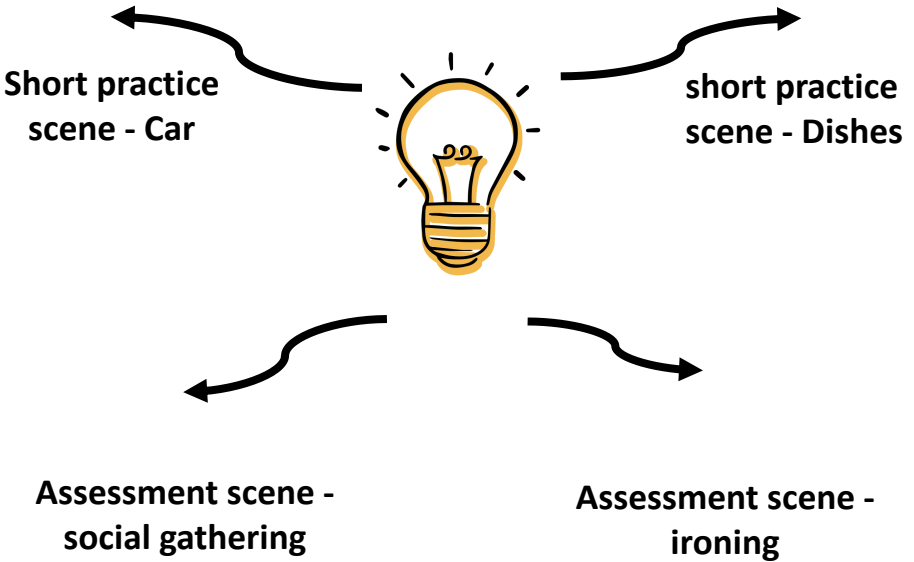
Liat Peleg
OT, M.A.

Loewenstein Rehabilitation Center, Israel



BEF-Videon

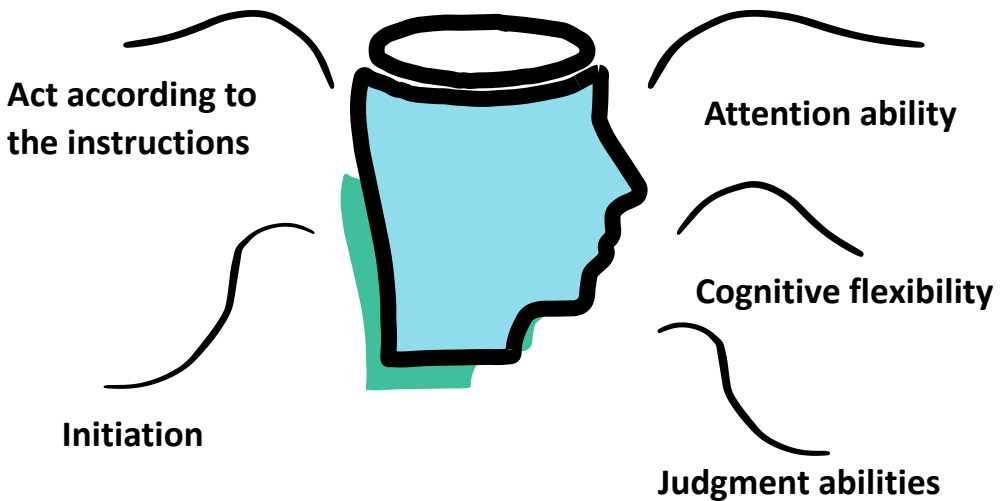
Behavioral Executive Function Videon Four filmed scenes:



○ ——— ○ ——— ○ ——— ○

STOP **Explain** **consequences** **Solutions**

Information derived from the assessment



Comparison between the brain-injured and the control groups on the main BEF-Video scores

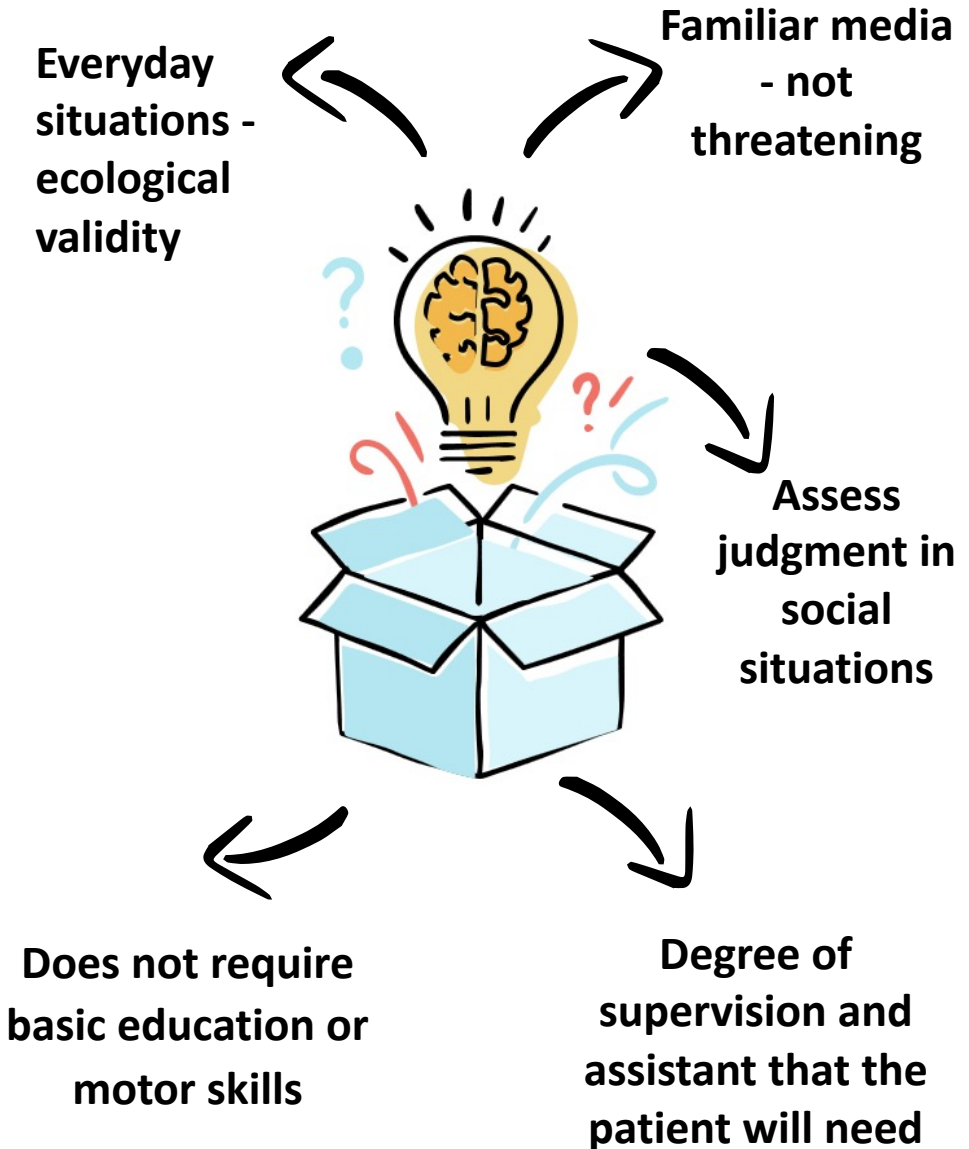
Main BEF-Video Scores	Patients		Controls		T/Z ^a	p
	Average	S.D.	Average	S.D.		
<i>Identifying errors: final score^a</i>	88	12.65	95.33	6.4	-1.66*	0.048
Explanation of errors: final score	74.2	12.5	84	8.5	-2.5**	0.009
Listing consequences: final score	87.3	7.4	92.5	2.8	-2.5**	0.009
Providing solutions: final score	78.8	9.8	86.3	6.7	-2.43*	0.011
Lack of initiation: final score	86.7	10.46	94	8.3	-2.1*	0.021
Attention						
Skipping a step: final score ^a	72.67	20.86	95.3	8.3	-3.44***	0.001
Second viewing: final score ^a	78.67	13.02	89.3	5.9	-2.4**	0.008
Flexible thinking						
Number of correct consequences: final score	1.43	0.32	2.13	0.47	-4.71***	0.000
Number of correct solutions: final score	1.25	0.21	1.45	0.21	-2.57**	0.008
Number of incorrect consequences: final score ^a	0.04	0.07	0.03	0.07	-0.36	0.357
Number of incorrect solutions: final score ^a	0.06	0.08	0.05	0.09	-0.97	0.167

^a values of the M-W test.

*p<0.05, **p<0.01, ***p<0.001

**All scores in the table are listed in percentages, except for flexible thinking scores, which are given as averages.

Uniqueness



Thank you

For contact:
Liat Peleg
Pelegliat@gmail.com